



**ARIZONA OFFICE OF ECONOMIC OPPORTUNITY**

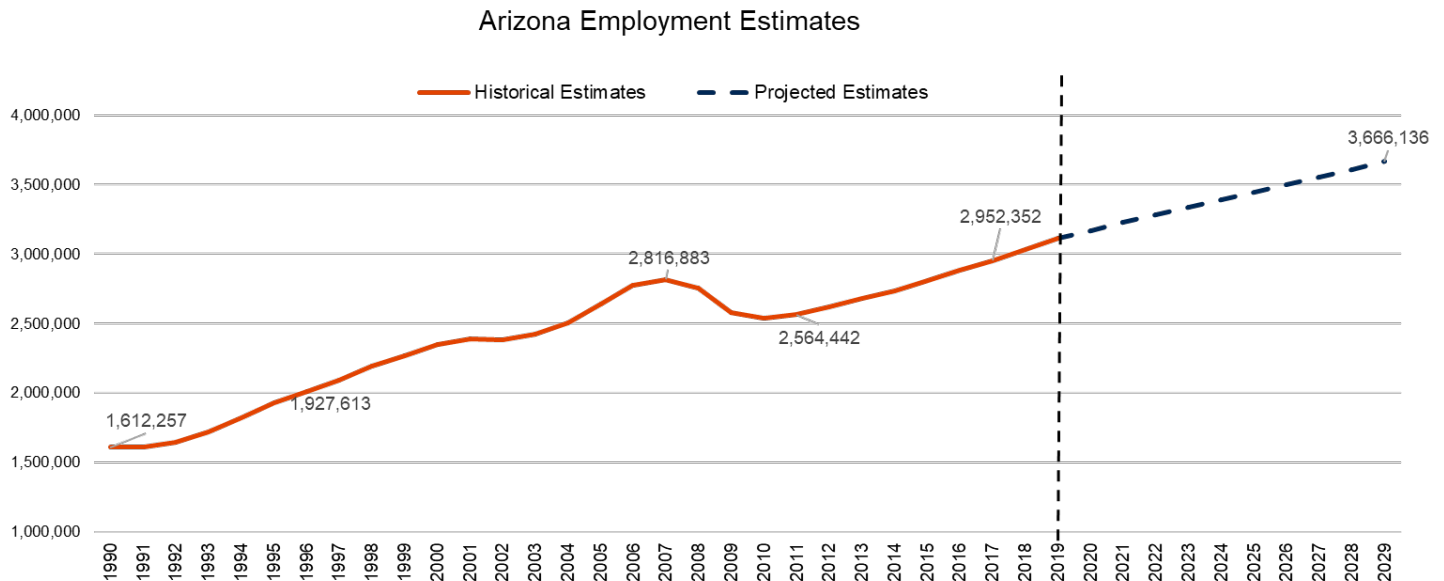
100 NORTH SEVENTH AVENUE • SUITE 400  
PHOENIX, ARIZONA 85007  
(602) 771-2222

**Arizona 2019-2029 Projected Employment Report:  
State Projected to Add Nearly 540,000 Jobs over Next 10 Years**

**Summary**

The Office of Economic Opportunity (OEO) is projecting Arizona employment to increase to 3,666,136 jobs in 2029 from 3,116,683 jobs in 2019. This represents growth of 549,453 jobs, or 1.6% annualized growth. By comparison, United States employment is projected to grow by 0.4% annually from 2019 to 2029. Over the previous ten years (2009 to 2019), Arizona employment increased by 539,350 jobs (1.9% annual change), to 3,116,683 jobs in 2019 from 2,577,333 jobs in 2009.

**Figure 1**



Source: Arizona Office of Economic Opportunity  
NOTE: 2019-2029 numbers reflect average ten-year projected growth. Only 2029 employment values were estimated for this release. Employment values from 2020-2028 are not official projected estimates and are included for continuity purposes only.

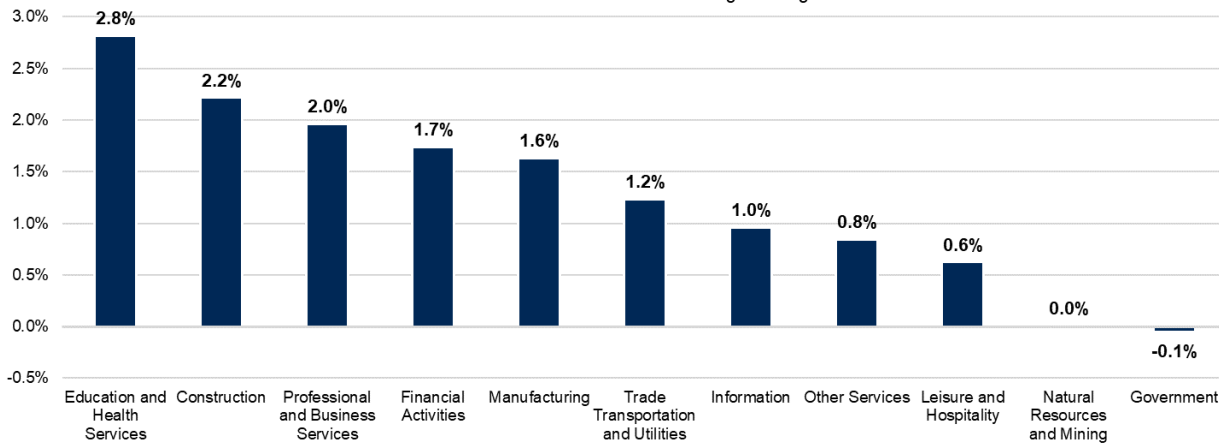
**Supersector Employment**

Gains are projected across 10 Arizona supersectors, with Education and Health Services (2.8 % annualized growth) and Construction (2.2% annualized growth) projected to record the fastest job growth rates. Education and Health Services (20,784 jobs annually) and Professional and Business Services (9,538 jobs annually) are projected to record the largest numerical job gains.

Government is projected to record a loss (-0.1% annualized growth). Supersectors projected to record the slowest growth rates include Leisure & Hospitality (0.6% annualized growth) and Other Services (0.8% annualized growth). Natural Resource and Mining is projected to remain essentially unchanged (0.0% annualized growth). Natural Resources and Mining (4 jobs annually) and Information (510 jobs annually) are projected to record the fewest numerical job gains.

**Figure 2**

**Arizona Supersectors Employment**  
2019-2029 Annualized Percentage Change



Source: Produced by the Arizona Office of Economic Opportunity in cooperation with the U.S. Dept of Labor, Employment and Training Administration (ETA)

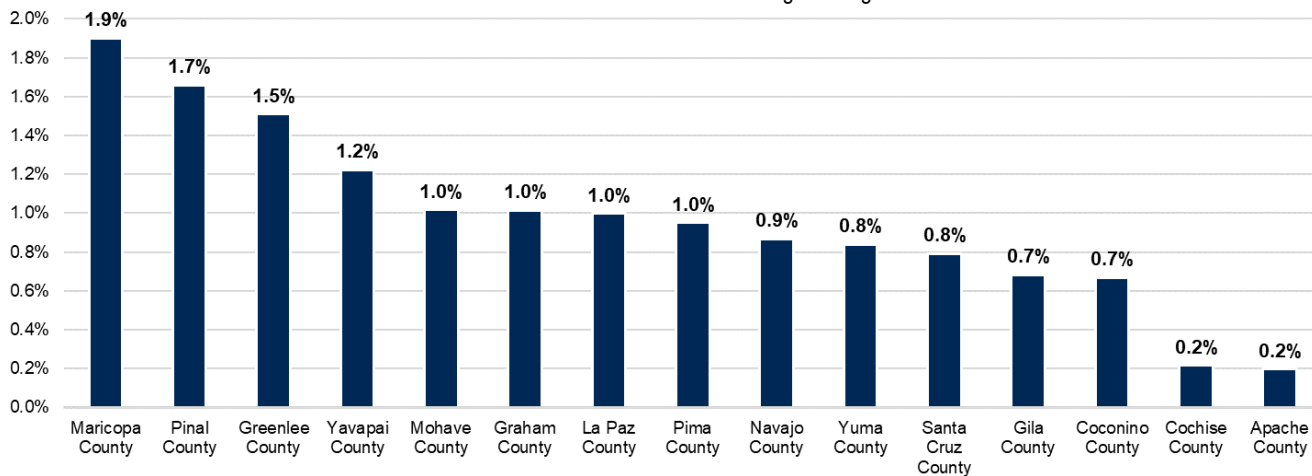
### County Employment Growth

Gains are projected in each of the 15 counties over the ten-year forecast period. Maricopa County (1.9% annualized growth) and Pinal County (1.7% annualized growth) are projected to record the fastest job growth rates. Maricopa County (46,045 jobs annually) and Pima County (4,040 jobs annually) are projected to record the largest numerical job gains.

Counties projected to record the slowest rates of growth include Cochise County (0.2% annualized growth) and Apache County (0.2% annualized growth). Apache County (44 jobs annually) and La Paz County (68 jobs annually) are projected to record the fewest numerical job gains.

**Figure 3**

**Arizona County Employment**  
2019-2029 Annualized Percentage Change



Source: Produced by the Arizona Office of Economic Opportunity in cooperation with the U.S. Dept of Labor, Employment and Training Administration (ETA)

### Projections Assumptions and Considerations

The Office of Economic Opportunity made the following economic assumptions when creating the projected employment estimates.

- No major economic or political disruptions will occur during the projected period.
- Government agencies will operate within their budgets.
- The U.S. economic framework will not differ significantly from the framework in the base year.
- Long-term employment patterns will continue in most industries during the projected period
- Arizona's population growth will continue to be among the fastest (top five) in the nation.
- Demand for healthcare services will increase as population demographics shift.