



ARIZONA OFFICE OF ECONOMIC OPPORTUNITY

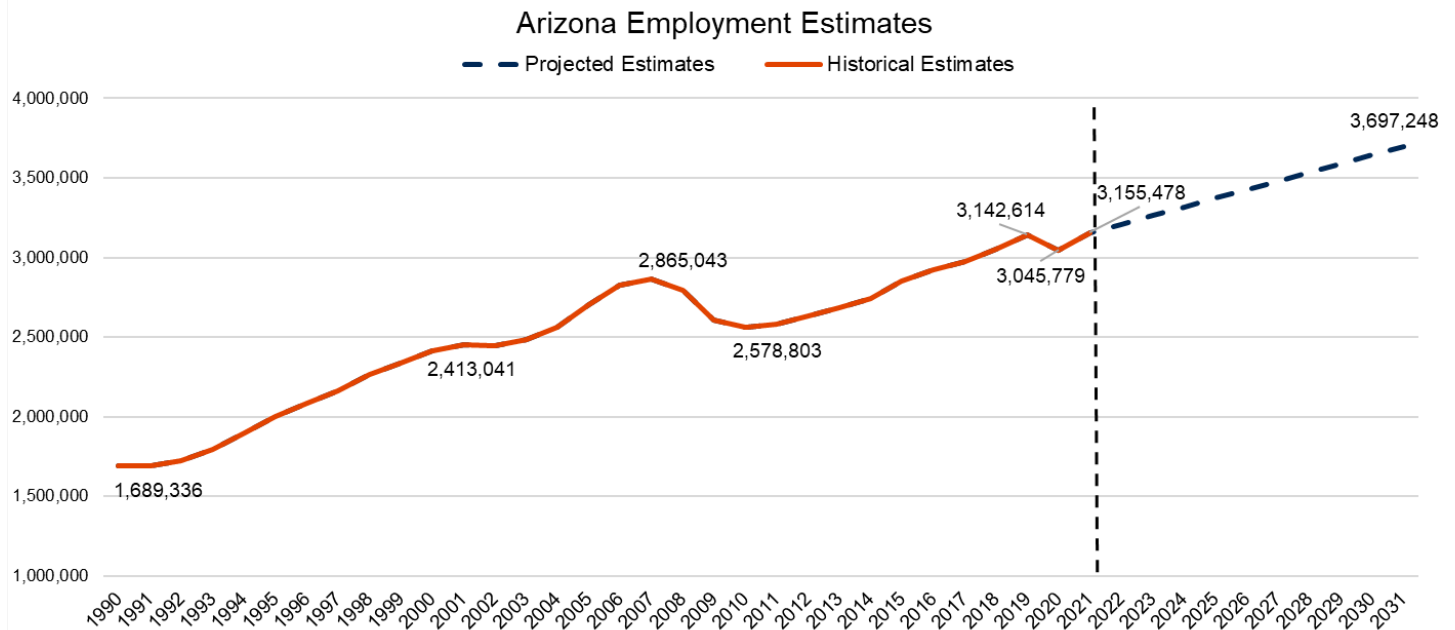
100 NORTH SEVENTH AVENUE • SUITE 400
PHOENIX, ARIZONA 85007
(602) 771-2222

**Arizona 2021-2031 Projected Employment Report:
State Projected to Add 541,770 Jobs over Next 10 Years**

Summary

The Office of Economic Opportunity (OEO) is projecting Arizona employment to increase to 3,697,248 jobs in 2031 from 3,155,478 jobs in 2021. This represents growth of 541,770 jobs, or 1.6% annualized growth. By comparison, United States employment is projected to grow by 0.5% annually from 2021 to 2031. Over the previous ten years (2011 to 2021), Arizona employment increased by 576,675 jobs (2.0% annual change), to 3,155,478 jobs in 2021 from 2,578,803 jobs in 2011. By comparison, United States employment grew 1.0% annually from 2011 to 2021.

Figure 1



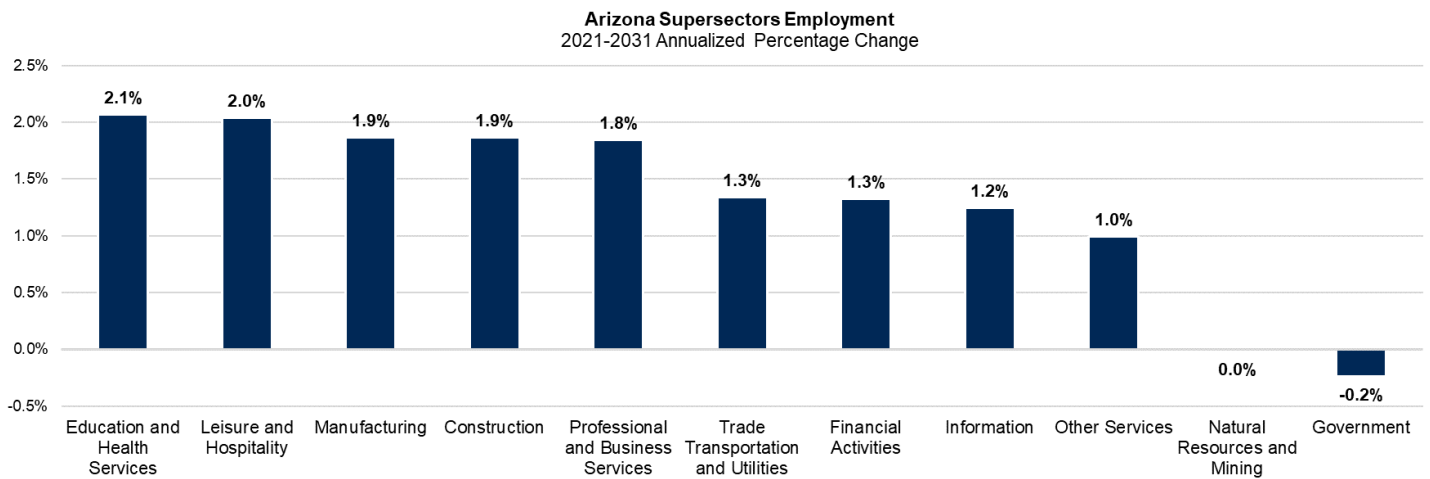
Source: Arizona Office of Economic Opportunity
NOTE: 2021-2031 numbers reflect average ten-year projected growth. Only 2031 employment values were estimated for this release. Employment values from 2022-2030 are not official projected estimates and are included for continuity purposes only.

Supersector Employment

Nine Arizona supersectors are projected to gain jobs, with Education and Health Services (2.1% annualized growth) and Leisure and Hospitality (2.0% annualized growth) projected to record the strongest job growth rates. Education and Health Services (14,622 jobs annually) and Professional and Business Services (9,051 jobs annually) are projected to record the largest numerical job gains.

Government employment is projected to record a loss (-0.2% annualized growth) and Natural Resources and Mining is projected to record no change (0.0% annualized growth). Supersectors projected to record the slowest growth rates include Other Services (1.0% annualized growth) and Information (1.2% annualized growth). Information (648 jobs annually) and Other Services (1,041 jobs annually) are projected to record the fewest numerical job gains.

Figure 2



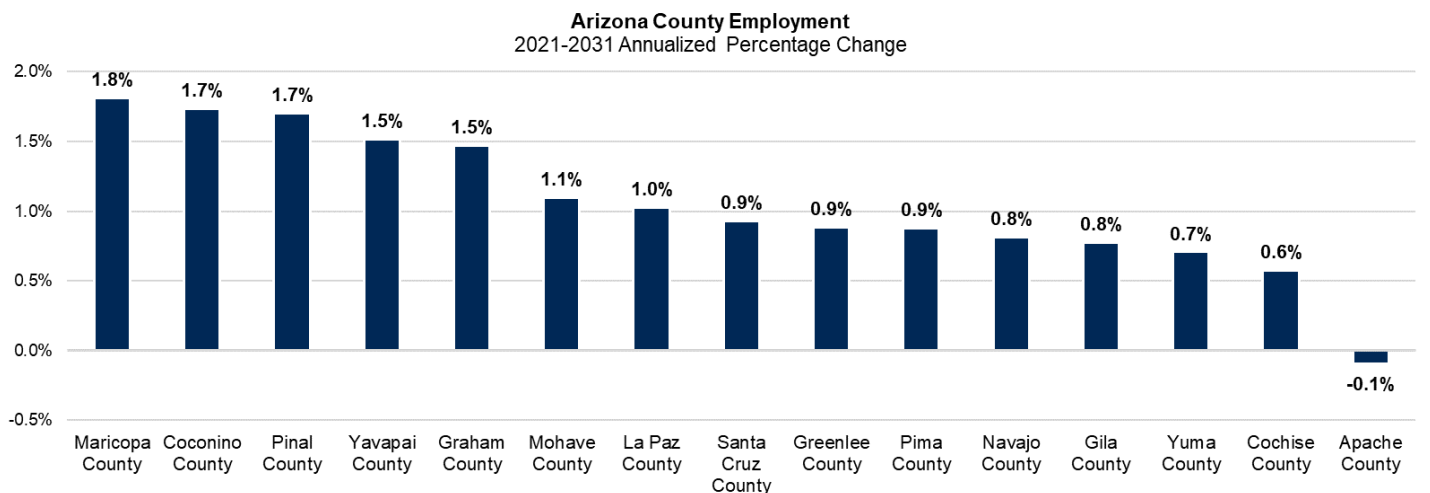
Source: Produced by the Arizona Office of Economic Opportunity in cooperation with the U.S. Dept of Labor, Employment and Training Administration (ETA)

County Employment Growth

Gains are projected in 14 of Arizona's 15 counties over the ten-year forecast period. Maricopa County (1.8% annualized growth) and Coconino County (1.7% annualized growth) are projected to record the fastest job growth rates. Maricopa County (44,563 jobs annually) and Pima County (3,669 jobs annually) are projected to record the largest numerical job gains.

Apache County is the only county projected to record a loss (-0.1% annualized growth). Counties projected to record the slowest rates of growth include Cochise County (0.6% annualized growth) and Yuma County (0.7% annualized growth). Greenlee County (51 jobs annually) and La Paz County (74 jobs annually) are projected to record the fewest numerical job gains.

Figure 3



Source: Produced by the Arizona Office of Economic Opportunity in cooperation with the U.S. Dept of Labor, Employment and Training Administration (ETA)

Projections Assumptions and Considerations

The Office of Economic Opportunity made the following economic assumptions when creating the projected employment estimates.

- No major economic or political disruptions will occur during the projected period.
- Government agencies will operate within their budgets.
- The U.S. economic framework will not differ significantly from the framework in the base year.
- Long-term employment patterns will continue in most industries during the projected period.
- Arizona's population growth will continue to be among the fastest in the nation.
- Demand for healthcare services will increase as population demographics shift.