



ARIZONA OFFICE OF ECONOMIC OPPORTUNITY

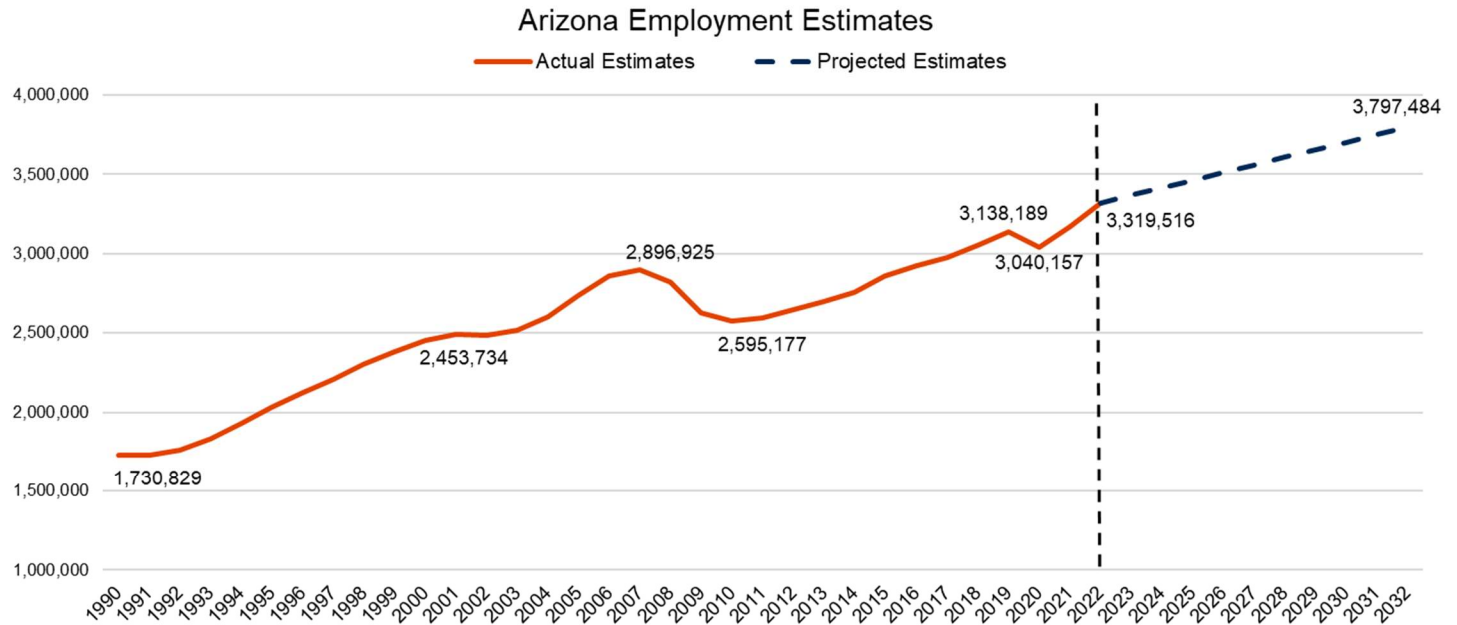
1400 W. WASHINGTON - SUITE 3300  
PHOENIX, ARIZONA 85007  
(602) 771-2222

**Arizona 2022-2032 Projected Employment Report:  
State Projected to Add 477,968 Jobs over Next 10 Years**

**Summary**

The Office of Economic Opportunity (OEO) is projecting Arizona employment to increase to 3,797,484 jobs in 2032 from 3,319,516 jobs in 2022. This represents growth of 477,968 jobs (1.4% annual change). By comparison, United States employment is projected to grow by 0.3% annually from 2022 to 2032. Over the previous ten years (2012 to 2022), Arizona employment increased by 674,217 jobs (2.3% annual change), to 3,319,516 jobs in 2022 from 2,645,299 jobs in 2012. By comparison, United States employment grew 1.2% annually from 2012 to 2022.

**Figure 1**



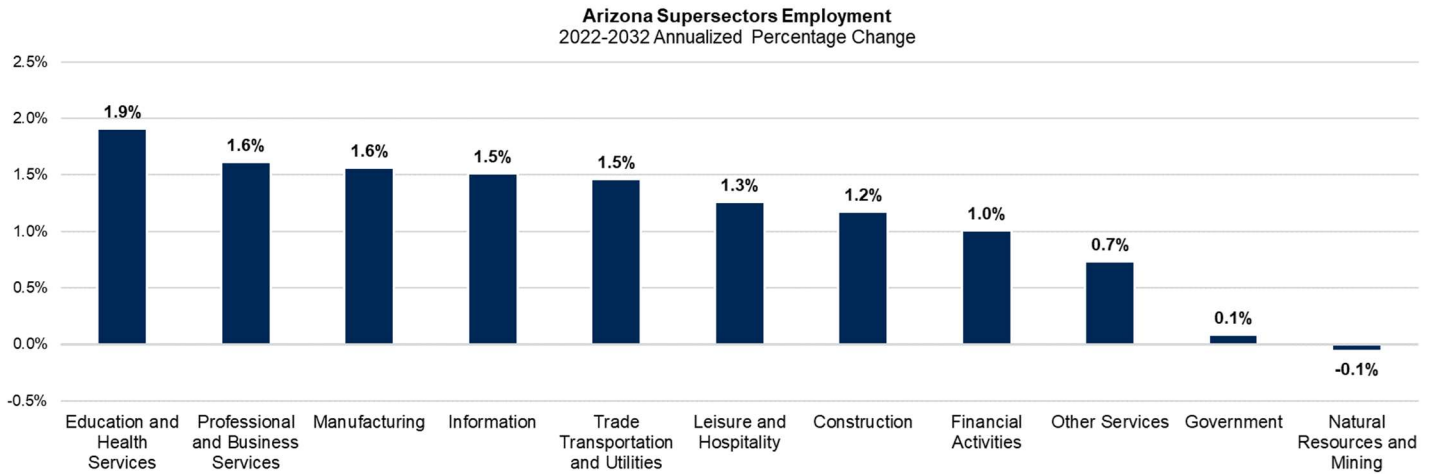
Source: Arizona Office of Economic Opportunity  
NOTE: 2022-2032 numbers reflect average ten-year projected growth. Only 2032 employment values were estimated for this release. Employment values from 2023-2031 are not official projected estimates and are included for continuity purposes only.

**Supersector Employment**

Ten Arizona supersectors are projected to gain jobs, with Education and Health Services (1.9% annualized growth) and Professional and Business Services (1.6% annualized growth) projected to record the strongest job growth rates. Education and Health Services (13,741 jobs annually) and Trade, Transportation, and Utilities (9,642 jobs annually) are projected to record the largest numerical job gains.

Natural Resources and Mining employment is the only supersector projected to record job losses (-0.1% annualized growth). Supersectors projected to record the slowest growth rates include Government (0.1% annualized growth) and Other Services (0.7% annualized growth). Government (137 jobs annually) and Information (789 jobs annually) are projected to record the fewest numerical job gains.

**Figure 2**



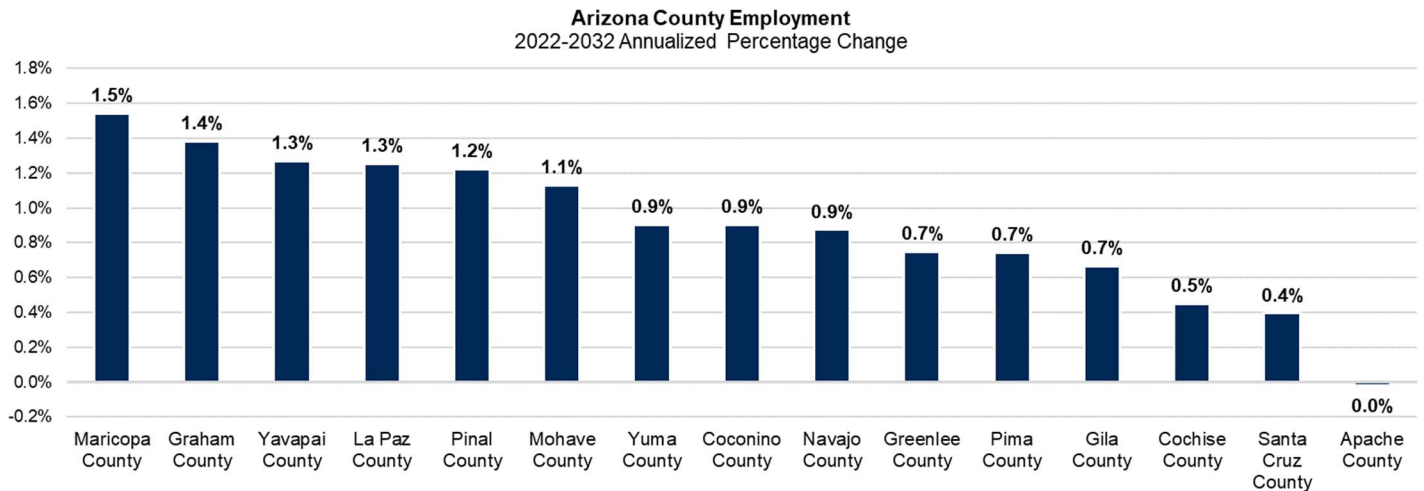
Source: Produced by the Arizona Office of Economic Opportunity in cooperation with the U.S. Dept of Labor, Employment and Training Administration (ETA)

### County Employment Growth

Gains are projected in 14 of Arizona's 15 counties over the ten-year forecast period. Maricopa County (1.5% annualized growth) and Graham County (1.4% annualized growth) are projected to record the fastest job growth rates. Maricopa County (39,441 jobs annually) and Pima County (3,217 jobs annually) are projected to record the largest numerical job gains.

Apache County is the only county projected to record a loss (-0.02% annualized growth). Counties projected to record the slowest rates of job growth include Santa Cruz County (0.4% annualized growth) and Cochise County (0.5% annualized growth). Greenlee County (47 jobs annually) and Santa Cruz County (60 jobs annually) are projected to record the fewest numerical job gains.

**Figure 3**



Source: Produced by the Arizona Office of Economic Opportunity in cooperation with the U.S. Dept of Labor, Employment and Training Administration (ETA)

### Projections Assumptions and Considerations

The Office of Economic Opportunity made the following economic assumptions when creating the projected employment estimates:

- No major economic or political disruptions will occur during the projected period.
- Government agencies will operate within their budgets.
- The U.S. economic framework will not differ significantly from the framework in the base year.
- Long-term employment patterns will continue in most industries during the projected period.
- Arizona's population growth will continue to be among the fastest in the nation.
- Demand for healthcare services will increase as population demographics shift.