



**ARIZONA OFFICE OF ECONOMIC OPPORTUNITY**

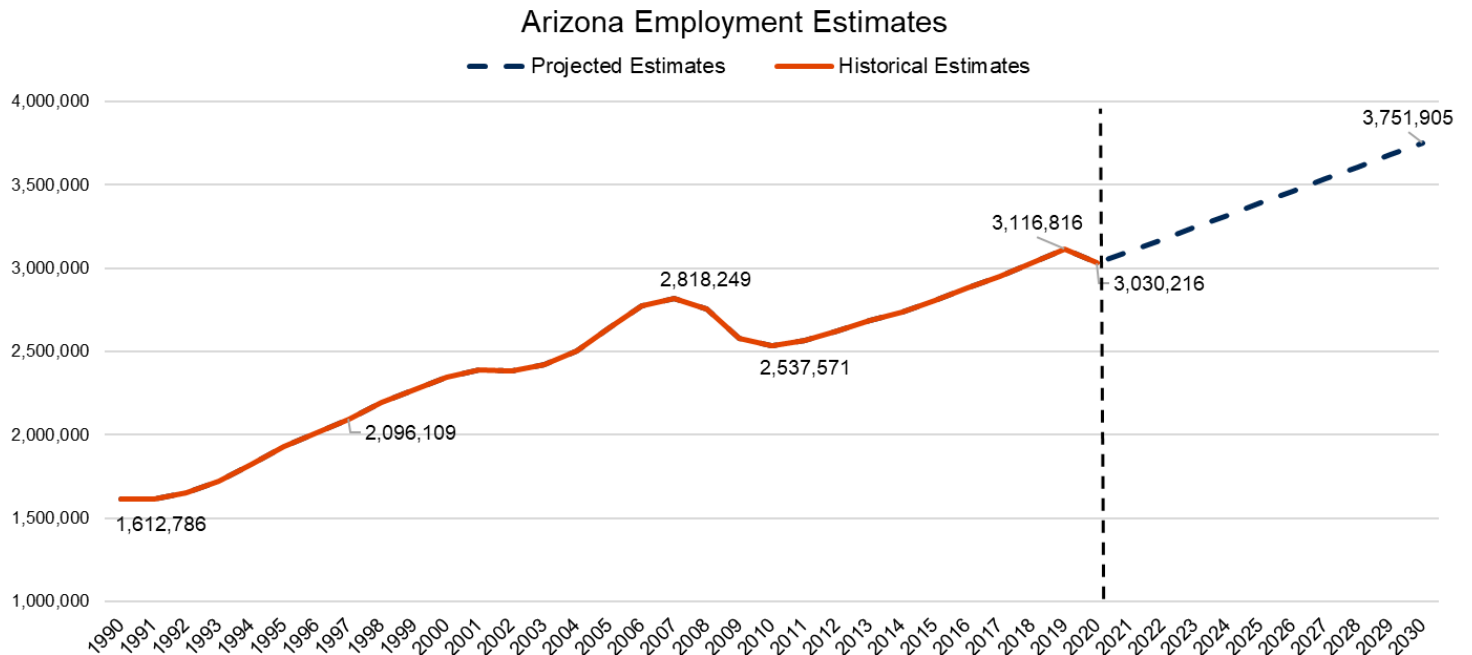
100 NORTH SEVENTH AVENUE • SUITE 400  
PHOENIX, ARIZONA 85007  
(602) 771-2222

**Arizona 2020-2030 Projected Employment Report:  
State Projected to Add Almost 721,689 Jobs over Next 10 Years**

**Summary**

The Office of Economic Opportunity (OEO) is projecting Arizona employment to increase to 3,751,905 jobs in 2030 from 3,030,216 jobs in 2020. This represents growth of 721,689 jobs, or 2.2% annualized growth. By comparison, United States employment is projected to grow by 0.7% annually from 2020 to 2030. Over the previous ten years (2010 to 2020), Arizona employment increased by 492,645 jobs (1.8% annual change), to 3,030,216 jobs in 2020 from 2,537,571 jobs in 2010.

**Figure 1**



Source: Arizona Office of Economic Opportunity

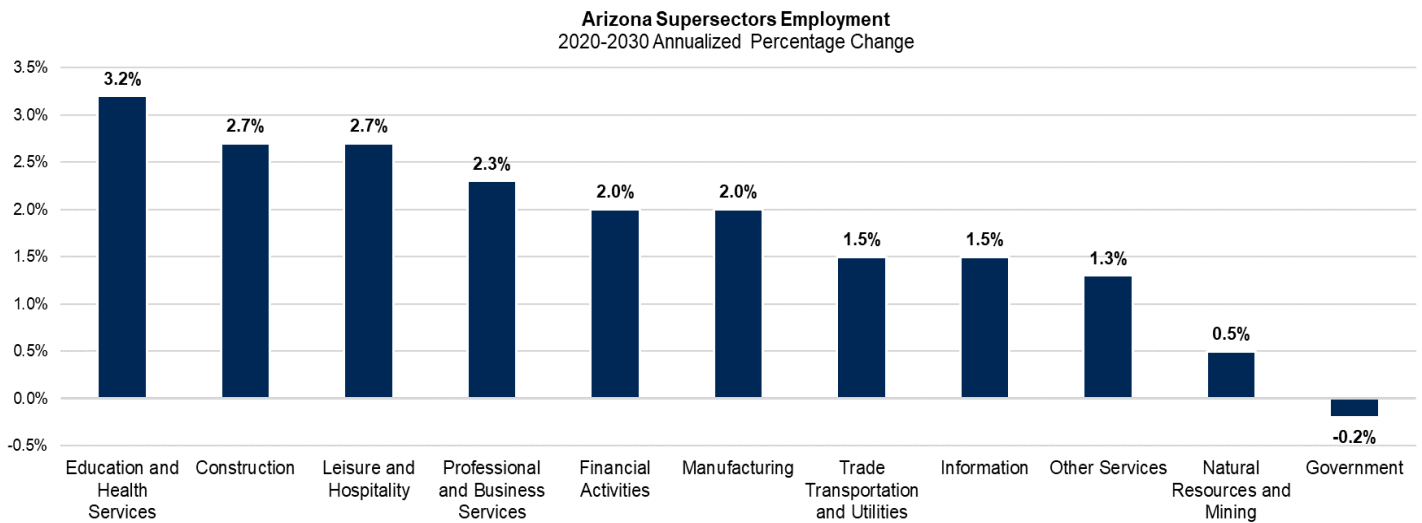
NOTE: 2020-2030 numbers reflect average ten-year projected growth. Only 2030 employment values were estimated for this release. Employment values from 2021-2029 are not official projected estimates and are included for continuity purposes only.

**Supersector Employment**

Gains are projected across 10 Arizona supersectors, with Education and Health Services (3.2 % annualized growth) and Construction (2.7% annualized growth) projected to record the fastest job growth rates. Education and Health Services (23,906 jobs annually) and Professional and Business Services (11,053 jobs annually) are projected to record the largest numerical job gains.

Government employment is projected to record a loss (-0.2% annualized growth). Supersectors projected to record the slowest growth rates include Natural Resources and Mining (0.5% annualized growth) and Other Services (1.3% annualized growth). Natural Resources and Mining (240 jobs annually) and Information (730 jobs annually) are projected to record the fewest numerical job gains.

**Figure 2**



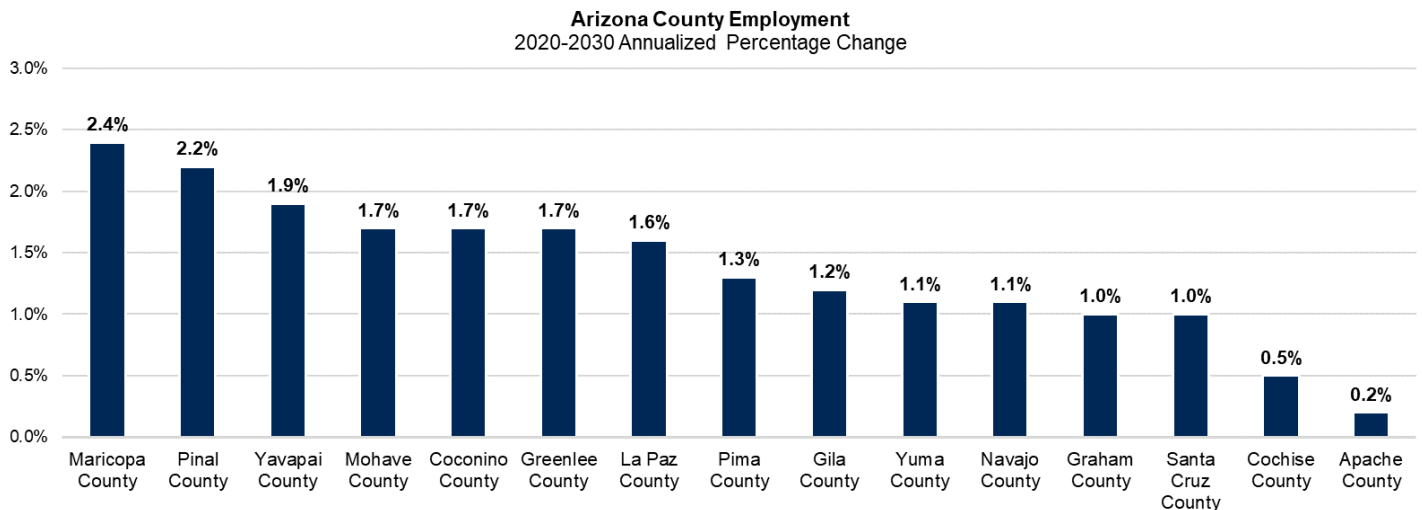
Source: Produced by the Arizona Office of Economic Opportunity in cooperation with the U.S. Dept of Labor, Employment and Training Administration (ETA)

### County Employment Growth

Gains are projected in each of Arizona's 15 counties over the ten-year forecast period. Maricopa County (2.4% annualized growth) and Pinal County (2.2% annualized growth) are projected to record the fastest job growth rates. Maricopa County (59,217 jobs annually) and Pima County (5,545 jobs annually) are projected to record the largest numerical job gains.

Counties projected to record the slowest rates of growth include Apache County (0.2% annualized growth) and Cochise County (0.5% annualized growth). Apache County (40 jobs annually) and Greenlee County (99 jobs annually) are projected to record the fewest numerical job gains.

**Figure 3**



Source: Produced by the Arizona Office of Economic Opportunity in cooperation with the U.S. Dept of Labor, Employment and Training Administration (ETA)

### Projections Assumptions and Considerations

The Office of Economic Opportunity made the following economic assumptions when creating the projected employment estimates.

- No major economic or political disruptions will occur during the projected period.
- Government agencies will operate within their budgets.
- The U.S. economic framework will not differ significantly from the framework in the base year.
- Long-term employment patterns will continue in most industries during the projected period
- Arizona's population growth will continue to be among the fastest (top five) in the nation.
- Demand for healthcare services will increase as population demographics shift.